

# CORA BIKE RACK

## PRODUCT SPECIFICATION SHEET



### EXPO 2000 MULTIPLE BIKE RACK

The Cora Expo Series is the proven solution where multiple bicycle parking spaces are required. As Australia's most popular bike rack design, the Expo 2000 is AS2890.3 (2015) compliant, and offers an attractive, secure and versatile facility that is designed for ease of use and installation. It can be installed for single or double sided access for maximum space efficiency, and can be used for indoor and outdoor applications.



#### Capacity

- Single side access - 1 bike in each inside bay and 1 bike on each outside end = 6 spaces
- Double sided access - 1 bike in each inside bay, from each side, and 1 bike on each outside end = 10 spaces

#### Construction

- Heavy duty high quality steel or 316 stainless steel
- Mainframe 60.3 OD x 3.2 MD. Hangers 20mm round bar

#### Fixings

- 2 x 12mm x 125mm stainless steel anchor bolts with tamper resistant fasteners supplied

#### Finishes

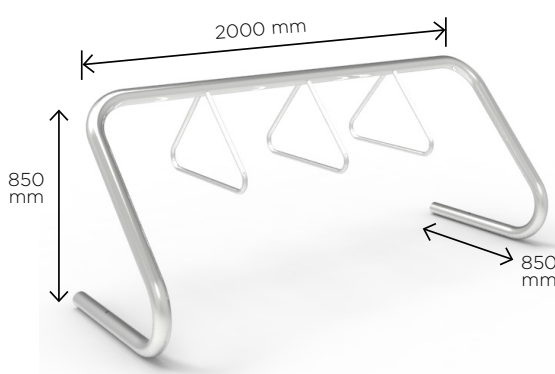
- Hot dipped galvanised.
- 316 stainless steel with electro-polish finish
- Colour powder coating

#### Assembly

- Supplied fully welded and assembled

#### Compliance

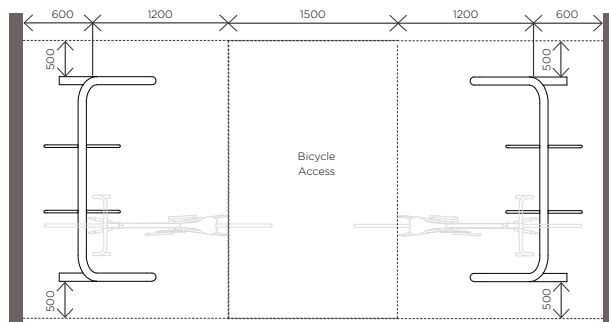
- Rack is AS2890.3 (2015) compliant



# CORA BIKE RACK

## PRODUCT SPECIFICATION SHEET

Single  
Side  
Access

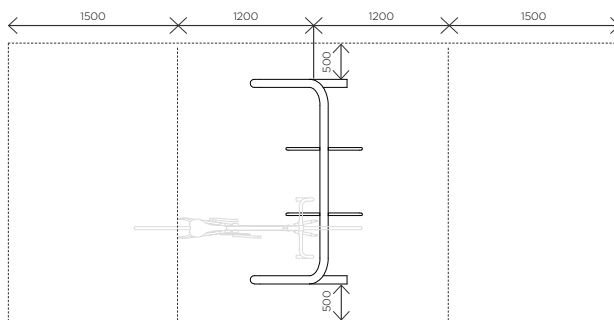


**To comply with AS2890.3 (2015) Expo 2000 racks should be mounted with the spacings shown.**

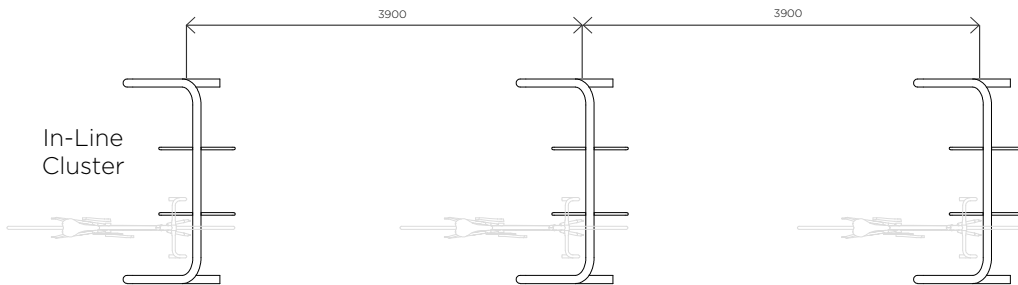
For specific assembly and installation instructions relating to Expo 2000 racks, please refer to individual instruction information sheets.

Racks should not be installed, based on the information on this sheet alone.

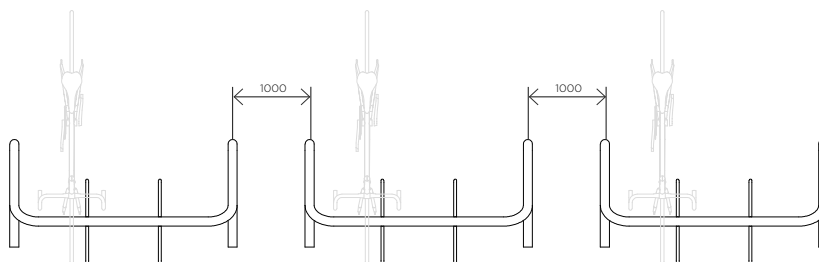
Double  
Side  
Access



In-Line  
Cluster



Parallel  
Cluster



**CORA**  
BIKERACK

PH 1800 249 878

[sales@cora.com.au](mailto:sales@cora.com.au)

[www.cora.com.au](http://www.cora.com.au)