

CORA BIKE RACK

PRODUCT SPECIFICATION SHEET



CWR SERIES

CWR2 WALL MOUNTED BIKE RACK

CWR2 holds 1-2 racks in a horizontal position at any height such as above a car bonnet.

Each bike can be locked separately, however the front bike must be removed to access the rear bike.



CWR2

Capacity

- Single side access - 1 or 2 bikes

Construction

- Heavy duty high quality steel or 304 stainless steel
- 25mm SHS x 2mm

Fixings

- 4x8mm x 40mm stainless steel security headed screws with 10.5 x 40mm nylon sleeve

Finishes


- In stock: yellow powder coat
- Option: Stainless steel
- Option: Custom colour powder coat

Assembly

- Supplied fully welded and assembled

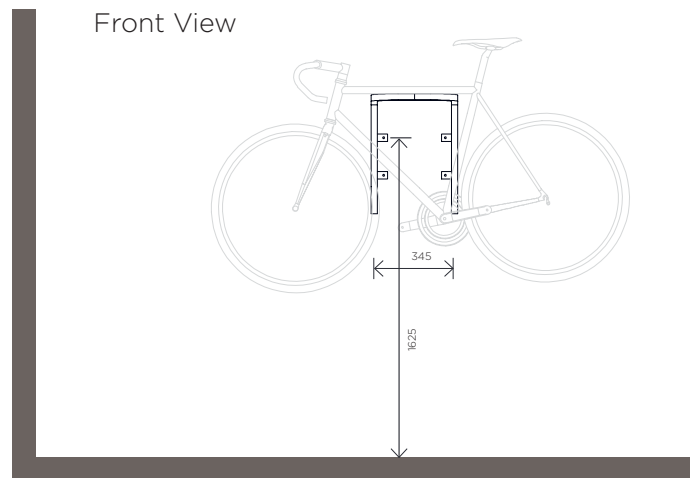
Compliance

- Rack is AS2890.3 (2015) compliant for 1 bike

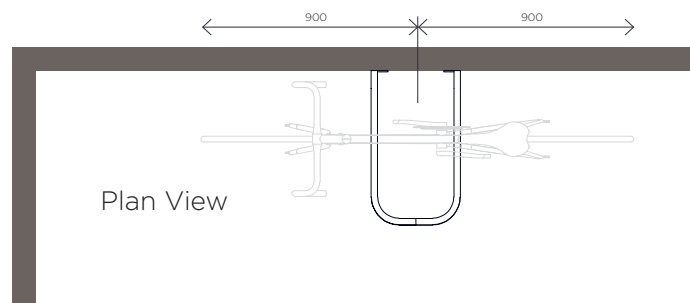
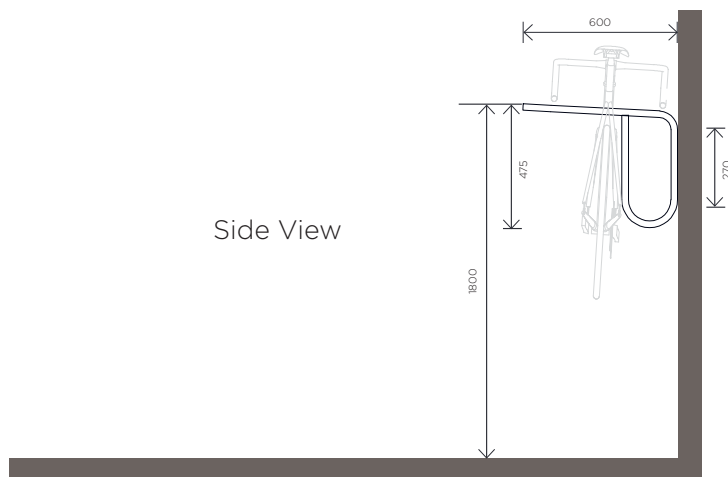


CORA BIKE RACK

PRODUCT SPECIFICATION SHEET



* Mounting height will vary according to vehicle height



CWR LAYOUT GUIDE

To comply with AS2890.3 (2015)

CWR Series racks should be mounted with the spacings shown.

For specific assembly and installation instructions relating to CWR Series racks, please refer to individual instruction information sheets.

Racks should not be installed, based on the information on this sheet alone.



CORA
BIKERACK

PH 1800 249 878

sales@cora.com.au

www.cora.com.au