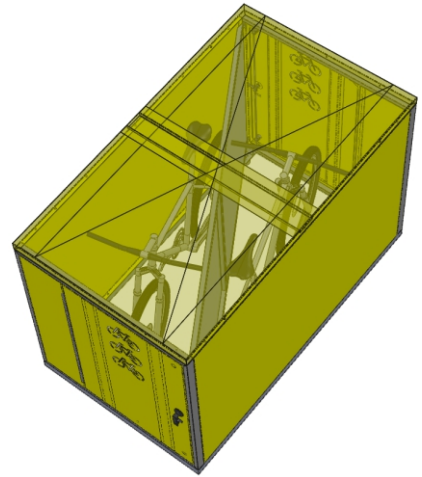


Product specification sheet

Cora Bike - CBL-2 Double Bike Locker



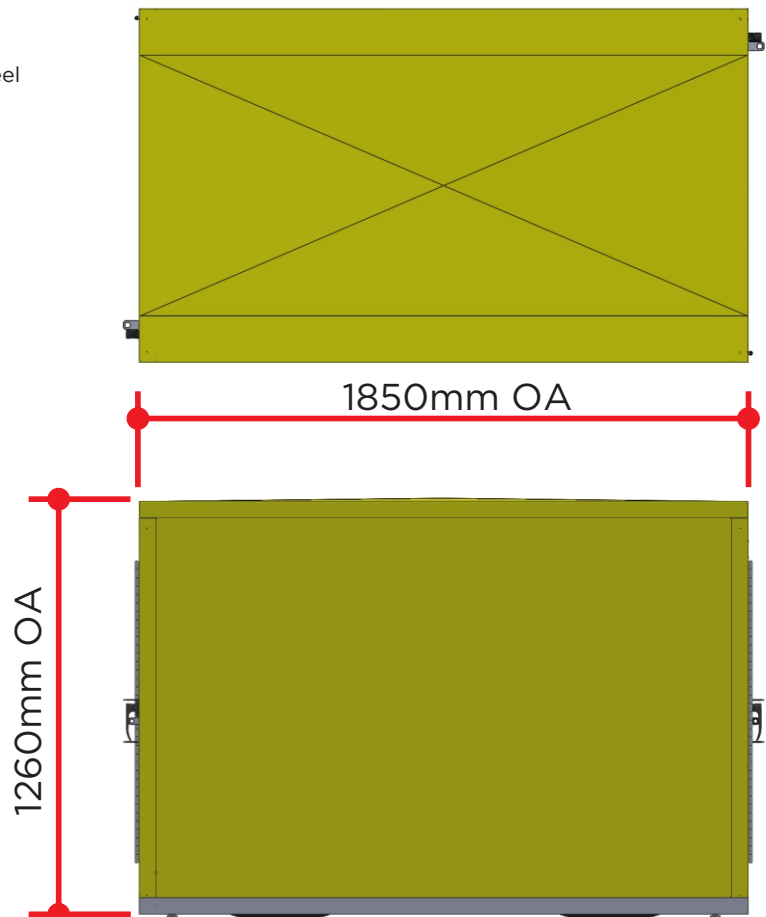

Cora - Double Bike Locker

- Provides floor mounted, easy access bicycle locker, for fully enclosed bike storage.
- Provides independent secure storage for two bicycles, with access on opposite sides of locker for each individual bicycle
- Provides easy access storage and removal of each bike
- Designed for simple assembly and mounting of locker at instal site
- Suitable for single or multiple locker installs
- Each door secured with three point locking mechanism
- Doors can be locked via own padlock or bicycle U-lock (custom keyed options available upon request)



Double Locker overall dimensions

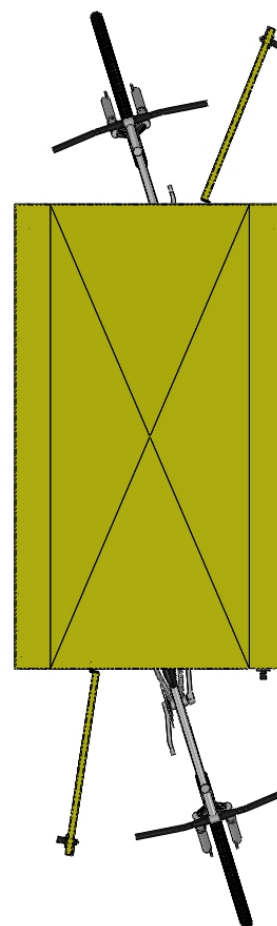
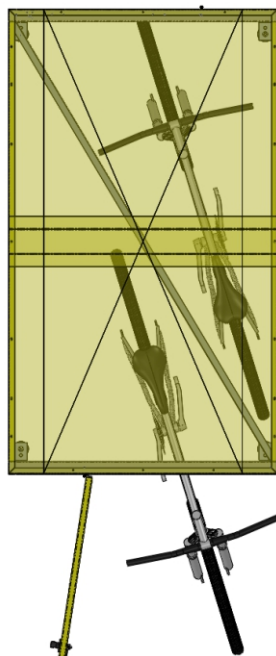
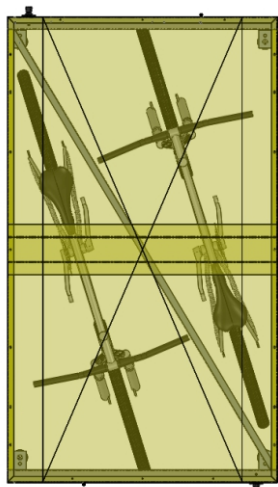
- Robust construction with HDG and powder coated steel
- Range of colours available upon request
- Designed to **comply** with AS2890.3 (2015)



Product specification sheet

Cora Bike - CBL-2 Double Bike Locker

Bike access and storage in Cora double locker



Storage internally for two bicycles

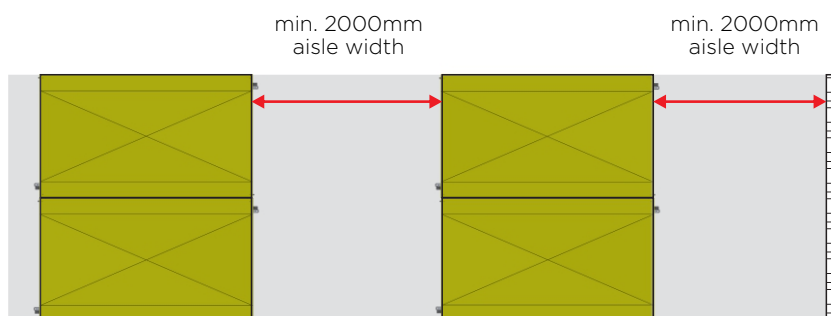
- Bicycles stored individually and separated by secure internal wall
- Independent access to each bicycle and locking of each door
- Both sides include internal hooks for helmet and bag hanging

Locker mounting scenarios



Single or Multiple install of lockers

- Lockers can be installed either as a single locker or next to each other in rows, in multiples as required



To **comply** with AS2890.3 (2015) minimum 2000mm aisle spacing between lockers or to wall or obstructions required

CORA BIKERACK

Australia's Bike Parking Experts

PH 1800 249 878
sales@cora.com.au
www.cora.com.au

