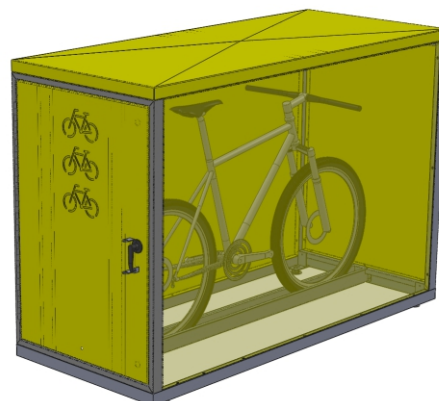



Product specification sheet

Cora Bike - CBL-1 Single Bike Locker



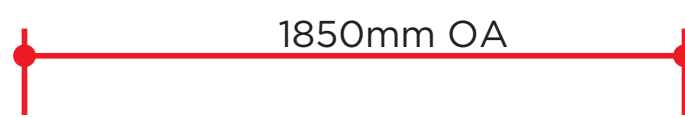


Cora - Single Bike Locker

- Provides floor mounted, easy access bicycle locker, for fully enclosed bike storage.
- Provides secure storage for one bicycle
- Provides easy door access storage and removal of bike
- Designed for simple assembly and mounting of locker at instal site
- Suitable for single or multiple locker instal
- Door secured with three point locking mechanism
- Multiple door locking options available including: locked via own padlock/ bicycle U-lock/ keyed door handle (custom keyed options available upon request)



Single Locker overall dimensions

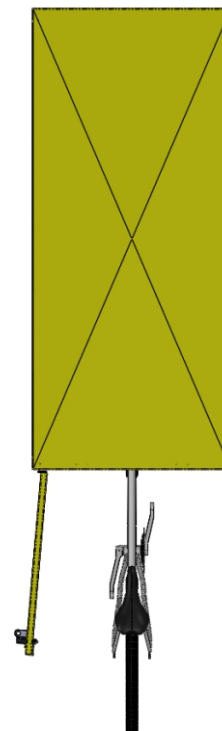
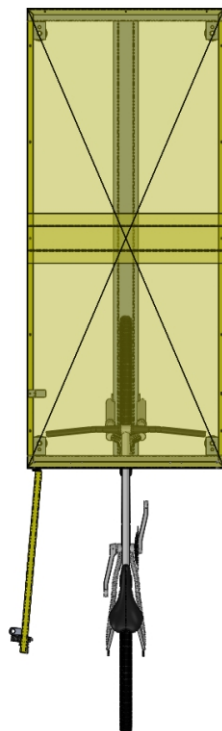
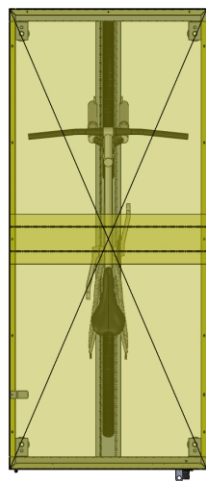
- Robust construction with HDG and powder coated steel
- Range of colours available upon request
- Designed to **comply** with AS2890.3 (2015)



Product specification sheet

Cora Bike - CBL-1 Single Bike Locker


Bike access and storage in Cora single locker



Storage internally for one bicycle

- Bicycle stored securely inside locker
- Easy access to store and remove bicycle
- Individual locking of each installed locker
- Locker includes internal hooks for helmet and bag hanging
- Optional bicycle wheel track also available

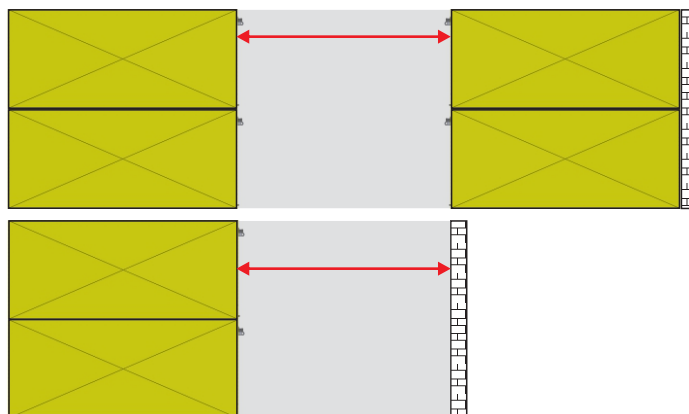
Locker mounting scenarios



Single or Multiple install of lockers

- Lockers can be installed either as a single locker or next to each other in rows, in multiples as required

min. 2000mm aisle width



To **comply** with AS2890.3 (2015) minimum 2000mm aisle spacing between lockers or to wall or obstructions is required

CORA BIKERACK

Australia's Bike Parking Experts

PH 1800 249 878
sales@cora.com.au
www.cora.com.au

