

CORA BIKE RACK

PRODUCT SPECIFICATION SHEET

CVR SERIES

CVR1 VERTICAL WALL MOUNTED BIKE RACKS

The Cora CVR Series provide space efficient vertical wall mounted bike parking spaces. The CVR1 rack supports the bike by its frame and can be installed at alternating heights for maximum density. Best suited to indoor or covered areas such as car parks and bike rooms.

Capacity

- Single side access - 1 bike

Construction

- Heavy duty high quality steel or 304 stainless
- 28mm x 2.5mm

Fixings

- 3x8mm x 40mm stainless steel security screws with 10.5 x 40mm nylon sleeves

Finishes

- In stock: Hot dipped galvanised with yellow hanger
- Option: Stainless steel
- Option: Colour powder coat

Assembly

- Supplied fully welded and assembled

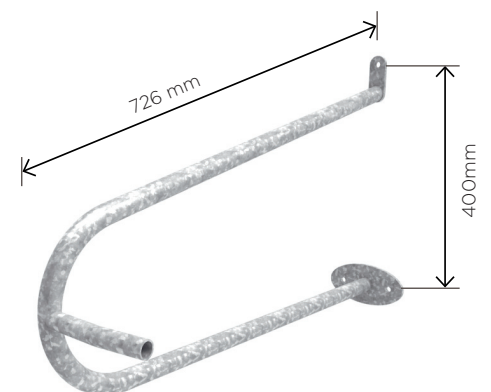
Compliance

- Rack is AS2890.3 (2015) compliant



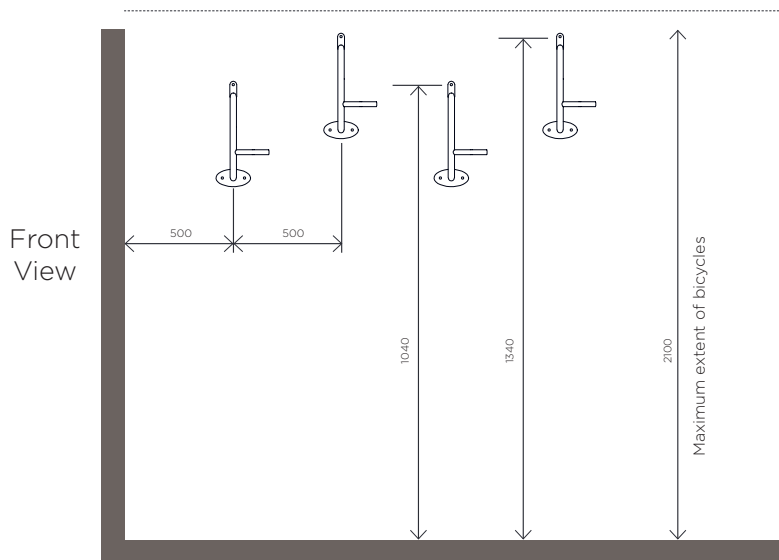
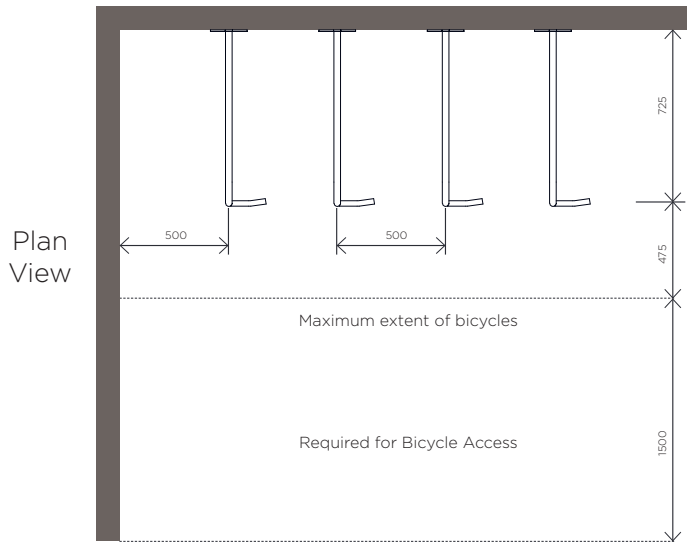
SIDE VIEW

ISOMETRIC VIEW



CORA BIKE RACK

PRODUCT SPECIFICATION SHEET



* Can mount racks at same height if spaced at 700mm

* Minimum ceiling height: Staggered - 2200
Single level - 1900

CVR LAYOUT GUIDE

To comply with AS2890.3 (2015)
CVR Series racks should be
mounted with the spacings shown.

For specific assembly and
installation instructions relating to
CVR Series racks, please refer to
individual instruction information
sheets.

Racks should not be installed, based
on the information on this sheet
alone.



CORA
BIKERACK

PH 1800 249 878

sales@cora.com.au

www.cora.com.au