

CORA BIKE RACK

PRODUCT SPECIFICATION SHEET

CBL-DT BIKE LOCKER

- A double tier locker provides security 'Level A' parking facility for 2 bikes
- Achieves the maximum capacity possible in a given space
- Upper tier includes gas assist lift for ease of use

DOUBLE TIER LOCKERS FOR SAFETY AND **MAXIMUM CAPACITY**



CBL-DT
(Double Tier Bike Locker)

DESIGNED FOR
BIKES WITH



ANY WHEEL
DIAMETER



ANY TYRE
WIDTH



MAXIMUM WEIGHT
OF 25KG FOR
UPPER TIER

FENDERS /
MUDGUARDS
= YES

SPECIFICATIONS

Capacity	Finish	Fixings	Assembly	Construction	Compliance
2 bikes per locker	- Galvanised sheet panels and frame - Cora standard colour powder coat or ceramic powder coat range	4 x M12 x 80mm anchor bolts with tamper resistant fasteners	Supplied flat packed and partially assembled for full assembly and quick mounting on site	Robust construction with 1.5mm galvanised sheet panels and a galvanised frame	AS2890.3 (2015) compliant

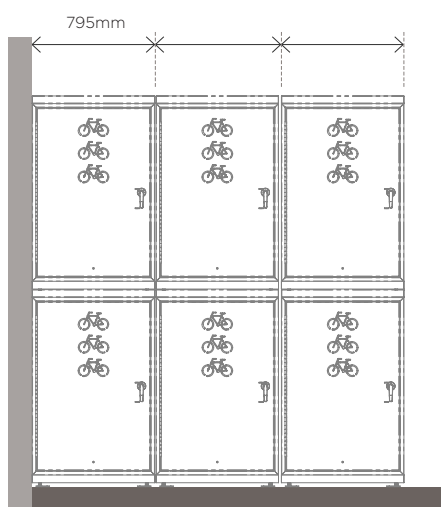
CORA BIKE RACK

PRODUCT SPECIFICATION SHEET

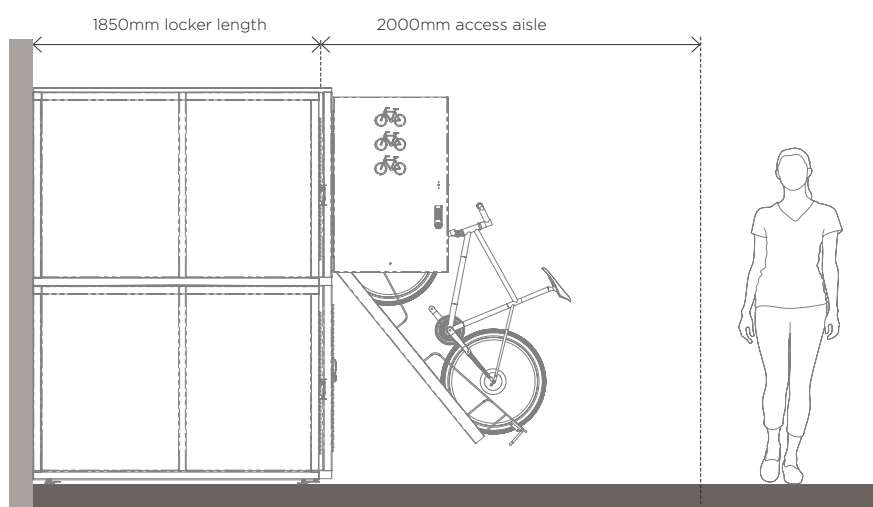
CBL-DT BIKE LOCKER

LAYOUT GUIDE

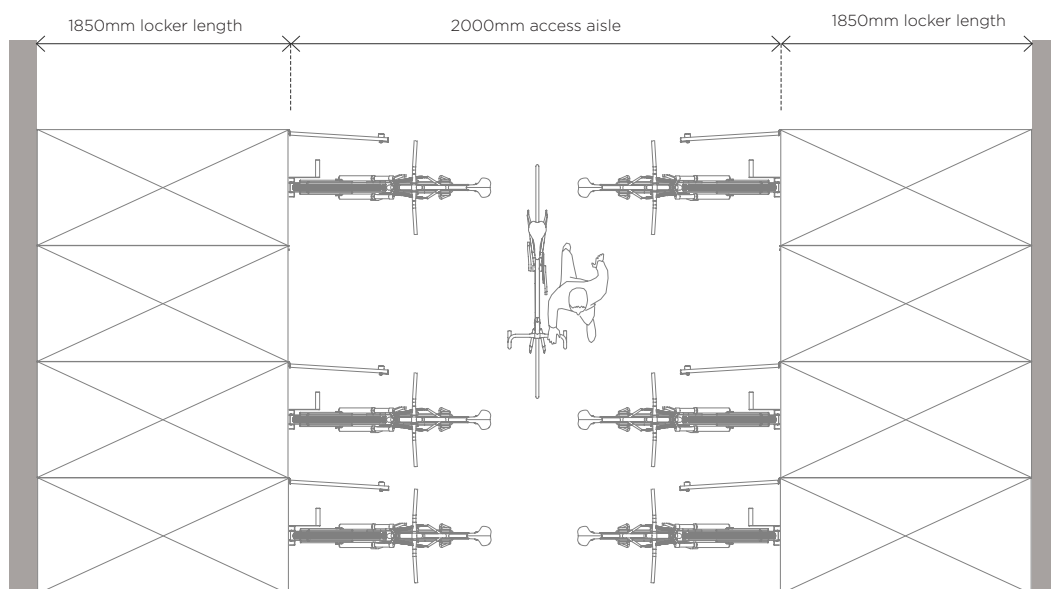
BIKE LOCKER SPACING - Lockers can be installed either as a single locker or next to each other, in multiples as required. Lockers can be installed next to a wall. Allow +10mm variance on each side of locker when planning layout space.



FRONT VIEW



SIDE VIEW



TOP VIEW

Refer to Installation Instructions sheet for specific installation and assembly guidelines. Racks should **NOT** be installed based on this sheet alone.