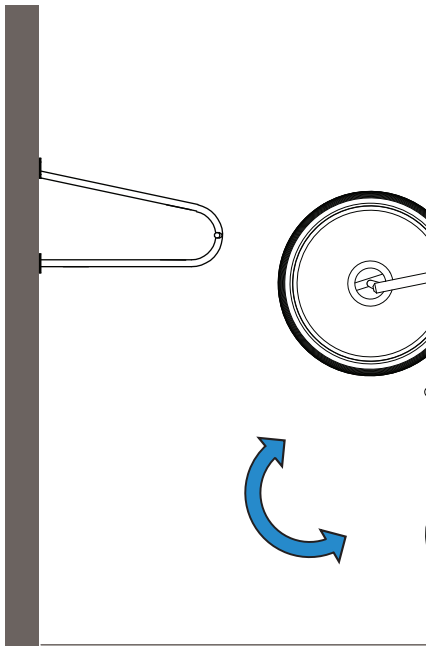


Operating Instruction - CVR1 wall mounted rack





1

Angle bike up onto its rear wheel

2

Lift bike and place securely onto the bike hook through the bike frame



3

Ensure the rear wheel is resting against the wall.
Secure bike to rack using personal locking device.
Cora recommends locking the bike frame and at least one wheel to the rack.