


Bike Rack Operating Instructions


Cora Bike Rack - E3DT-CBR Rack Series

Operating Instruction - Double tier CBR bottom rack



1

Lean bike against bike rack preferably with two points of contact for stability



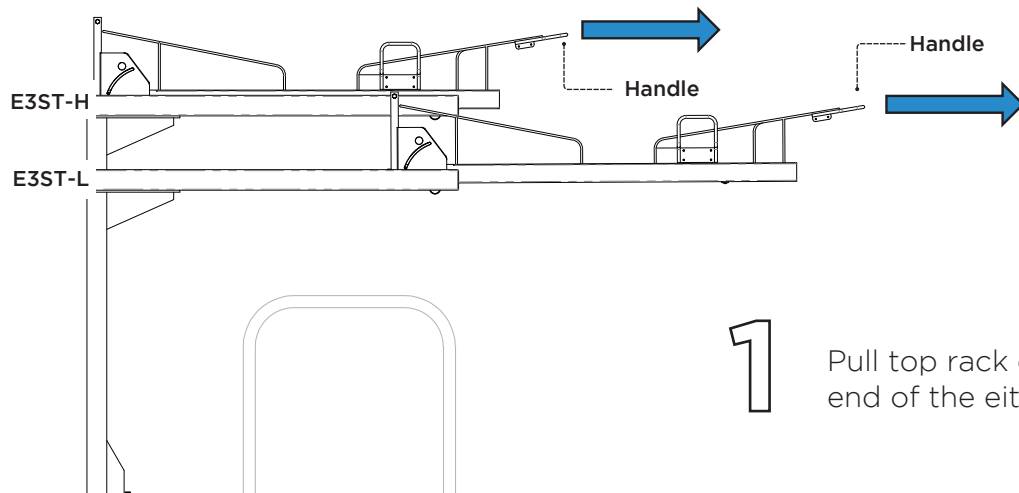
2

Two bikes can be locked to rack one on either side. Either front or rear wheel in first. Secure bike to rack using personal locking device. For security reasons CORA recommends the lock passes through the bike frame.

Bike Rack Operating Instructions

Cora Bike Rack - E3DT-GP Rack Series

Operating Instruction - Double tier top rack

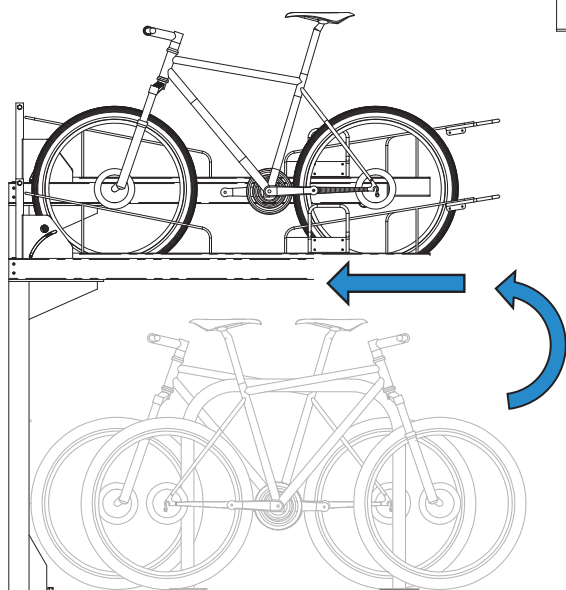
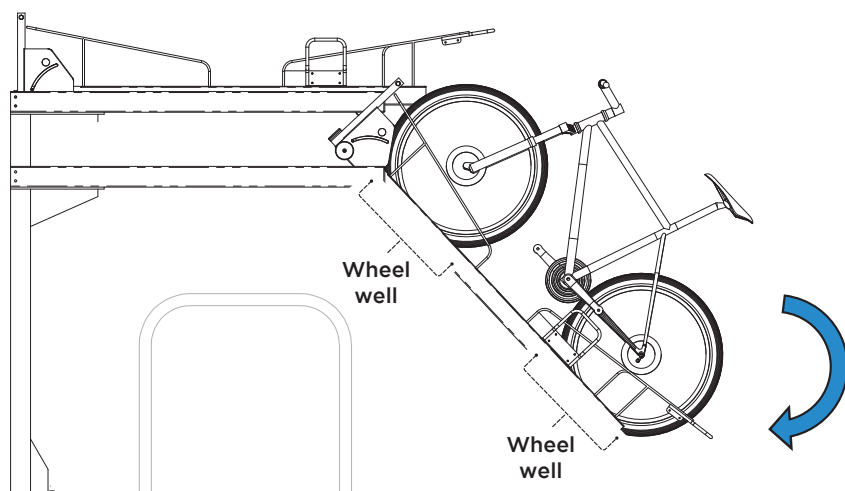


1

Pull top rack out using handle on end of the either **E3ST-L** or **E3ST-H**

2

Rotate rack down using handle.
Place bike within wheel wells.
Front wheel in first.
Secure bike to rack using personal locking device.
For security reasons CORA recommends the lock passes through the bike frame.



3

Rotate the rack back up and slide in to its original position.